

REFERENCE GUIDE

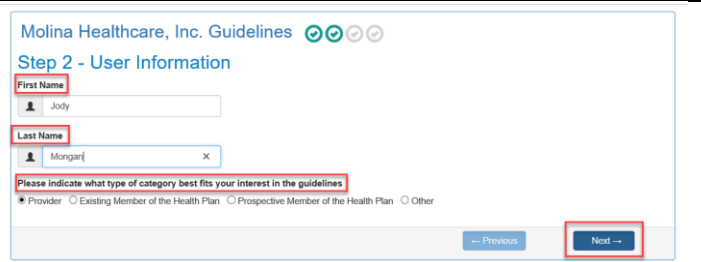
MCG Guidelines are proprietary to MCG. Molina is not able to distribute them without the permission of MCG. MCG has provided Cite Guideline Transparency tool that allows providers to view all MCG guidelines that Molina currently uses. By Following these instructions, you will have access to view MCG guidelines via Availity.

<p>Step 1</p> <p>Provider will login to Availity and navigate to Payer spaces drop down. They will select the appropriate option (Molina Healthcare, Passport, etc.)</p>	
<p>Step 2</p> <p>Select the Resources tab in the middle of the page</p>	
<p>Step 3</p> <p>On the left side of the page under Filter By Category choose Other and then click on MCG Criteria</p> <p>Note: Users can click on the Heart icon next to MCG criteria to save it to their favorites for easier navigation.</p>	
<p>Step 4</p> <p>On the Disclaimer page you must read and “Accept Terms and Conditions” to proceed to next page.</p>	

Step 5

Once Terms and Conditions have been accepted, user will be required to enter the following information:

- a) First Name
- b) Last Name
- c) Category which best fits users interest in the guidelines (Provider)



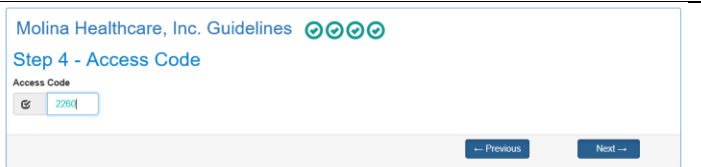
Step 6

Choose preferred way of receiving a verification code (text, email or telephone)



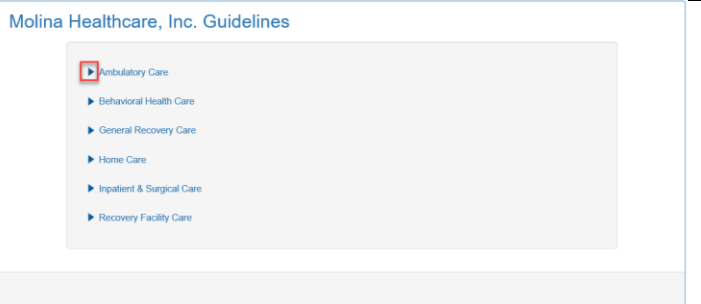
Step 7

Once user receives access code they will enter it in the MCG site.



Step 8

Click on the caret in front of the desired guideline category. This will expand the menu to show all of the guidelines within the selected category.



Step 8

Choose the guideline you would like to review from the expanded list.

****Note: The tool does not allow you to print the guidelines**

